

For wood, concrete and steel attachments see Roof Anchorage Detail, Form No. CB-24A.

STRUCTURALLY CALCULATED WELDED ROOF CURBS FOR YORK UNITS

PCG4A, PCE4A 024-042 / PHE4A, PHG4A 024-030

ProVent P/N	A	WEIGHT
CBWCLXS08	8"	64 Lbs
CBWCLXS11	11"	75 Lbs
CBWCLXS14	14"	87 Lbs
CBWCLXS24	24"	161 Lbs

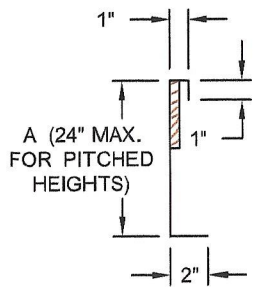
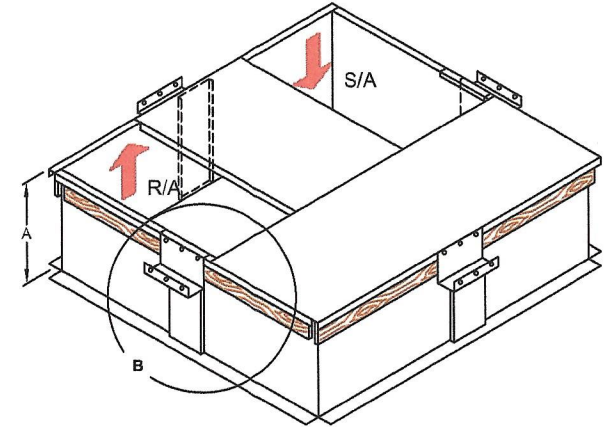
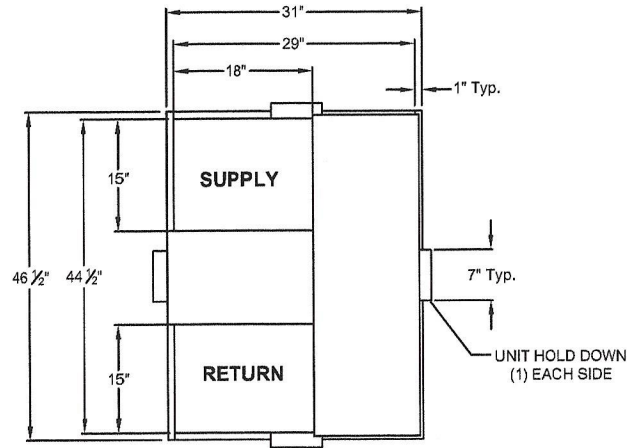
Meets seismic requirements for the following codes:
CBC 2013
IBC 2012

FEATURES

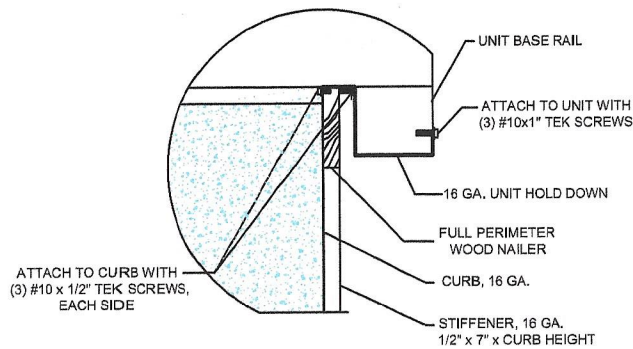
- Roof curb sides and ends are 16 ga. galvanized steel.
- Gasketing package provided.
- Heat treated wood nailer provided.
- Insulated deck pans provided.
- Pitched curbs and taller curbs are available.

NOTES

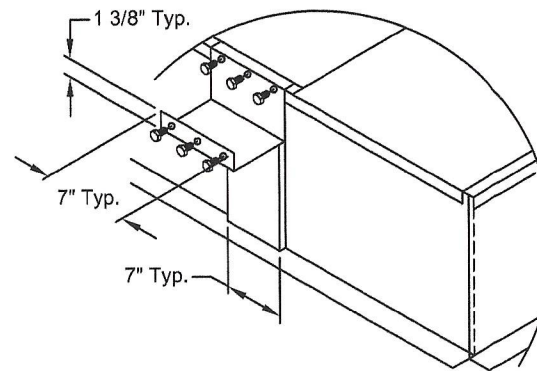
- Attach ductwork to roof curb. Flanges of duct rest on top of curb. Support ductwork below the curb.
- Thru the curbs utilities are available. Contact your York distributor or Provent directly.




CURB DETAIL



HOLD DOWN DETAIL



DETAIL B



3847 WABASH DR.
MIRA LOMA, CA 91725

PHONE (951) 685-1101
FAX (619) 872-9799

SUBMITTED TO: _____
COMPANY: _____
JOB NAME: _____
EQUIPMENT: _____
NOTES: _____

FORM NO:
CBWC-118

DATE:
09/21/15

PART NUMBER:
CBWCLXS SERIES

REV:
2

DRAWN BY:
CNG