



## INSTALLATION INSTRUCTIONS

0-25% Outside Air Package for York Predator 3 - 12½ Tons  
Gravity Backdraft Blade OAPRD376125, OAPRD781525

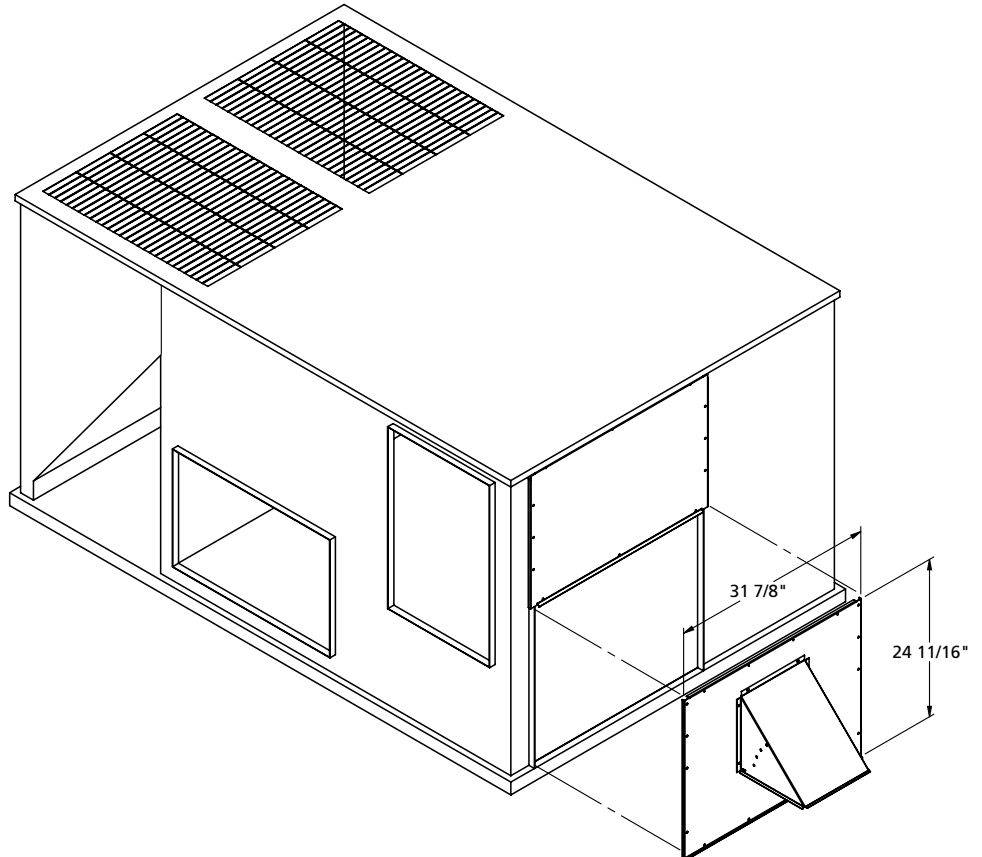
&

Manual Fixed Blade OAPRD3761F25, OAPRD7815F25

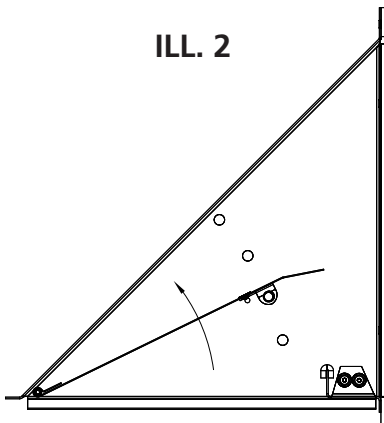
### Instructions

1. Unpack hood and panel.  
Attach hood to panel using screws set in prepunched holes in panel.
2. Remove "Bottom" cover panel from unit (ILL. 1).
3. Install new panel with hood using screws from factory provided cover panel.
4. Use same mounting position for horizontal configuration.

ILL. 1

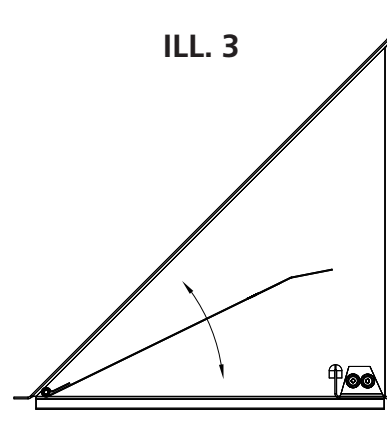


ILL. 2



Manual Fixed Blade Position Setpoint

ILL. 3



Backdraft Blade