

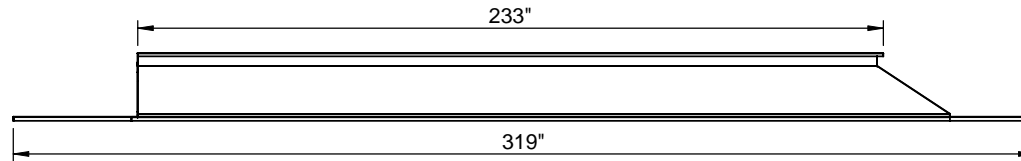
FEATURES:

- Gasketing package provided.
- Insulation: 1"-1.5 lb. Density.
- Estimated Weight: 752 Lbs.
- All Galvanized Welded Construction.

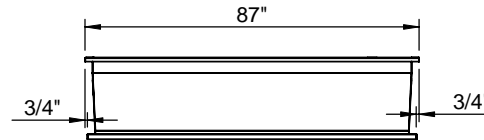
CURB ADAPTER

EXISTING TRANE:
SAHC C40

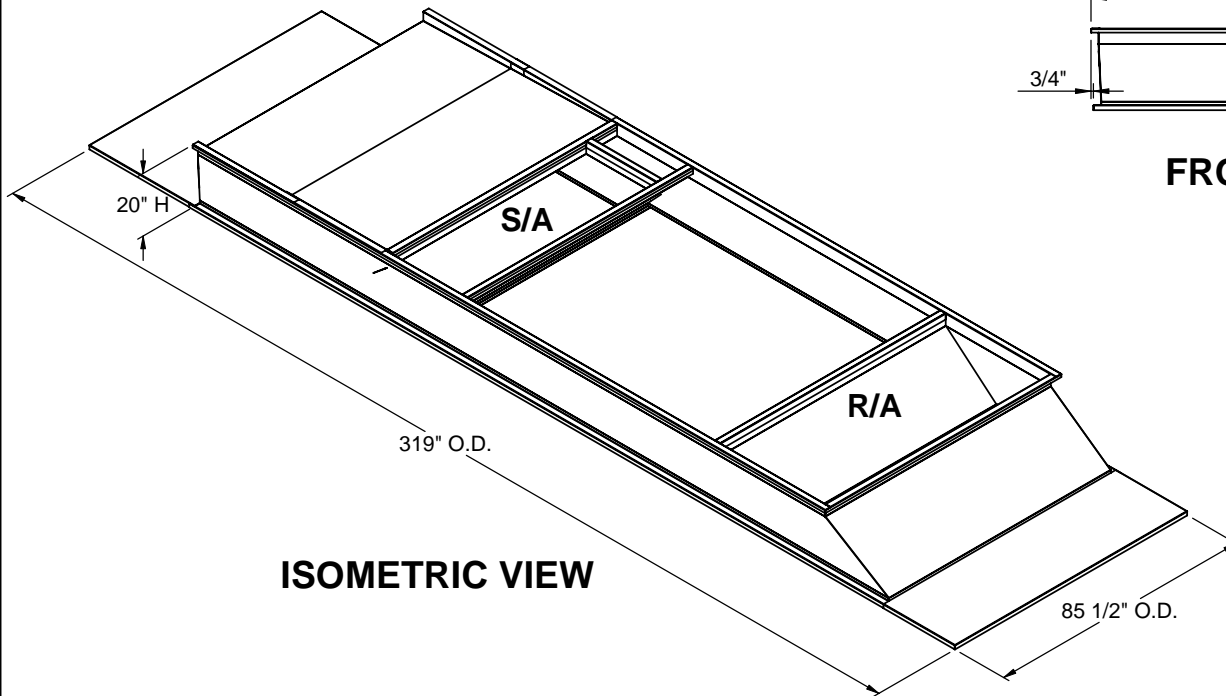
FOR YORK UNITS:
MILLENNIUM Y22, 32 / Y23, 33 / Y24, 34 / Z22, 32 / Z23, 33 / Z24, 34



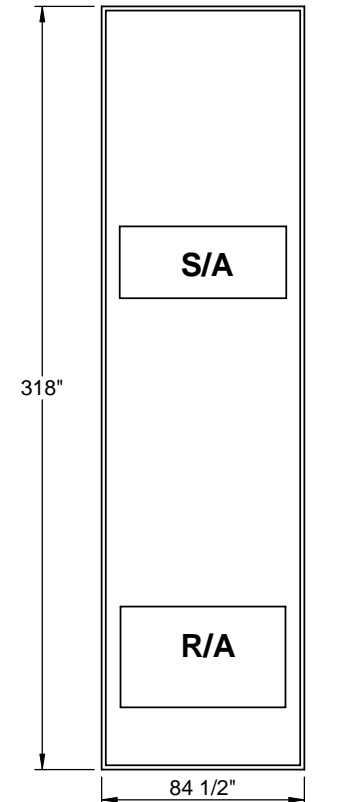
RIGHT VIEW



FRONT VIEW



ISOMETRIC VIEW



EXISTING CURB



1392 EAST PALOMAR STREET
SUITE 403-234
CHULA VISTA, CA 91913

PHONE (619) 498-9246
FAX (619) 872-9799

SUBMITTED TO: _____
COMPANY: _____
JOB NAME: _____
EQUIPMENT: _____
NOTES: _____

FORM NO:
CA-MIL2224-TRN-01

PART NUMBER:
-

DATE:
4/27/2009

REV:
-

DRAWN BY:
FMM