

For wood, concrete and steel attachment see Roof Anchorage Detail, Form No. CB-24A.

Welded Isolation springs housing are standard. For bolted spring housing, neoprene pads and spring cups see Weldment and Bolting Detail, Form No. ISCAL-131

**FEATURES**

- Roof curbs sides and ends are 16 ga.
- Fully welded construction.
- Gasketing package provided.
- Heat treated wood nailer provided.
- Insulated deck pans provided.
- Pitched curbs and taller curbs are available.

**NOTES**

- Attach ductwork to roof curb. Flanges of duct rest on top of the curb, Support ductwork below the curb.
- Thru the curb utilities are available. Contact your York distributor or Provent directly.

**VIBRATION ISOLATION ROOF CURBS  
YORK UNITS**

ZT, ZR, ZJ 037-150  
ZF, ZH, ZJ, ZR, XP, DH, DM, DF, DR, BP 078-150

PROVENT P/N

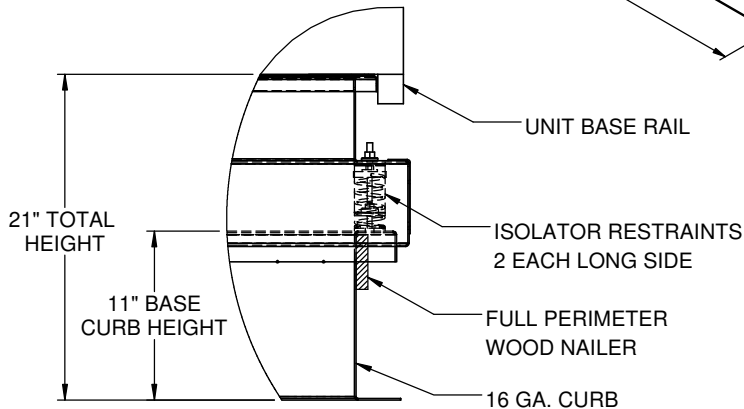
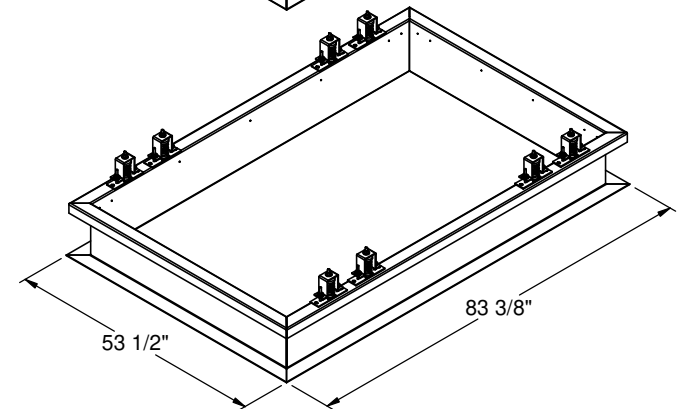
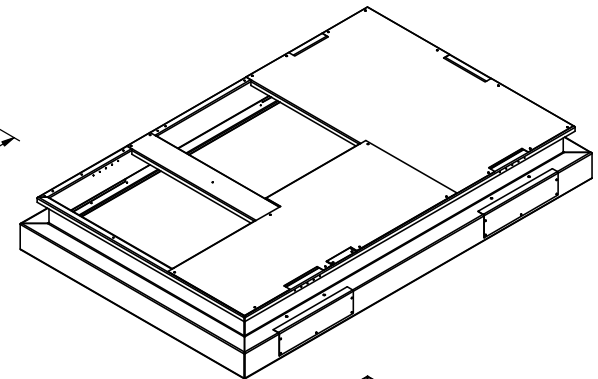
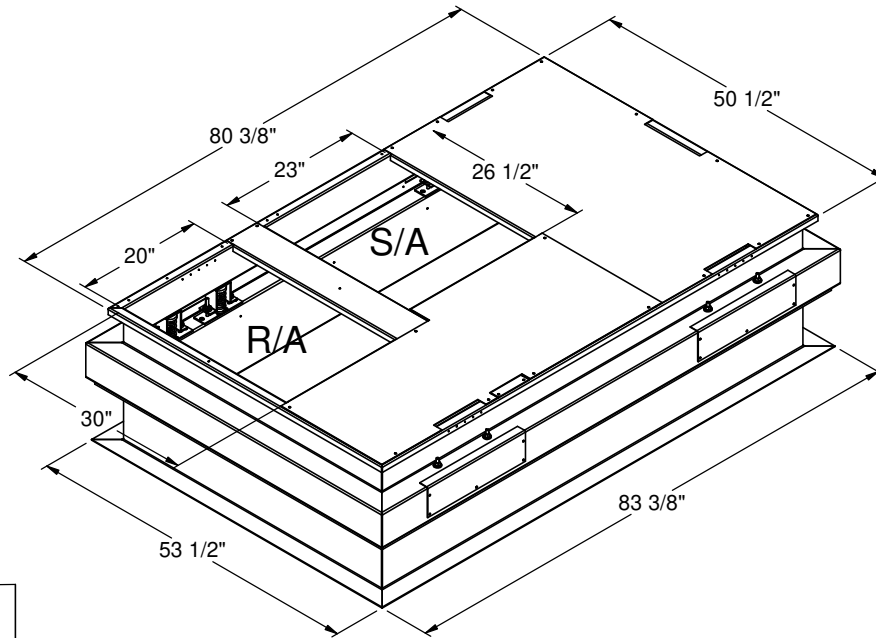
EST. WEIGHT

CBISPRD371521\*\*

270 Lbs.

\*\*Note: Spring configuration must be added to part number at time of order

Meets seismic requirements for the following codes:  
CBC 2016  
IBC 2015



**PROFILE DETAIL**



3847 WABASH DRIVE  
MIRA LOMA, CA 91752

PHONE (951) 685-1101  
FAX (619) 872-9799

SUBMITTED TO: \_\_\_\_\_  
COMPANY: \_\_\_\_\_  
JOB NAME: \_\_\_\_\_  
EQUIPMENT: \_\_\_\_\_  
NOTES: \_\_\_\_\_

FORM NO:

-

PART NUMBER:

CBISPRD3715

DATE:

8/28/2019

REV:

1

DRAWN BY:

JG