

For wood, concrete and steel attachments see Roof Anchorage Detail, Form Nos. CB-60

STRUCTURALLY CALCULATED WELDED ROOF CURBS FOR SUNCHOICE UNITS

PROVENT P/N	A	EST. WEIGHT
CBWCSAV151808	08"	230 Lbs.
CBWCSAV151811	11"	265 Lbs.
CBWCSAV151814	14"	300 Lbs.
CBWCSAV151824	24"	415 Lbs.

FEATURES

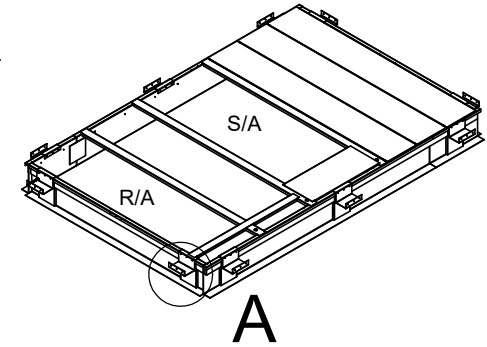
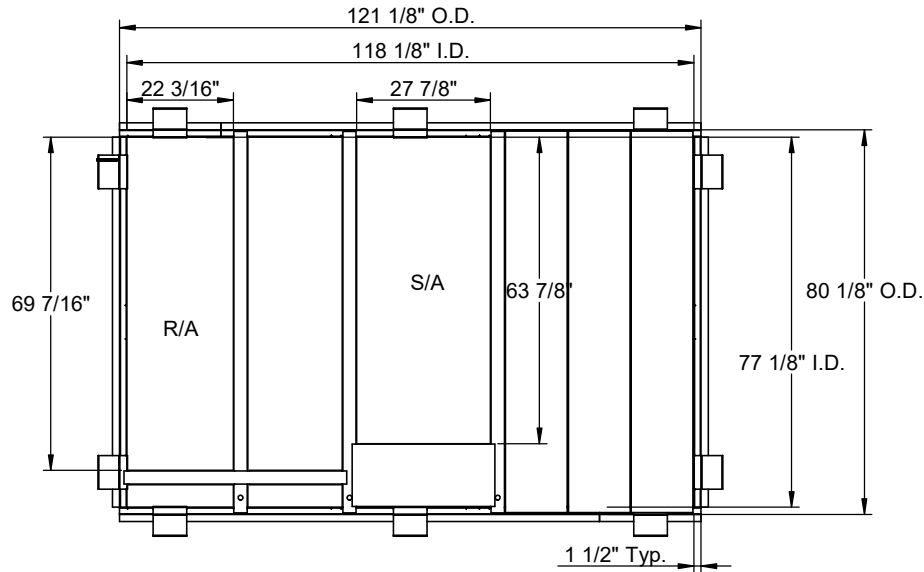
AV 15-18, AD 15-18, AH 15, AL 15, HV 13

- Roof curb sides and ends are 14 Ga. galvanized steel.
- Gasketing package provided.
- Heat treated wood nailer provided.
- Insulated sloped deck pans provided.
- Pitched curbs and taller curbs are available.

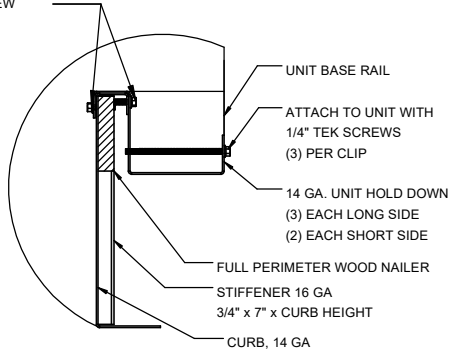
Notes

Attached ductwork to roof curb. Flanges of duct rest on top of curb. Support ductwork below the curb.

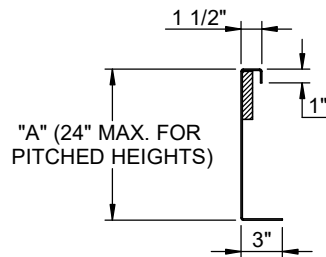
Meets seismic requirements for the following codes:
CBC 2022
IBC 2021



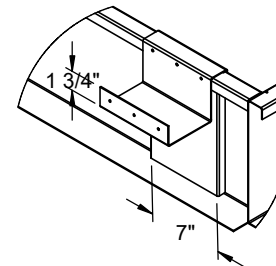
ATTACH TO CURB WITH TEK SCREW



HOLD DOWN DETAIL



CURB DETAIL



DETAIL A



3847 WABASH DRIVE
MIRA LOMA, CA 91752

PHONE (951) 685-1101
FAX (619) 872-9799

SUBMITTED TO: _____
COMPANY: _____
JOB NAME: _____
EQUIPMENT: _____
NOTES: _____

FORM NO:
CBWC-121

PART NUMBER:
CBWCSAV1518 SERIES

DATE:
8/28/2023

REV:
1

DRAWN BY:
FMM